





Geschwender  
Innenausbau GmbH





## Contents

<b>Foreword</b> .....	4–5
<b>Reception Areas</b> .....	6–9
Reception and Bistro Counter	
<b>Changing Areas</b> .....	10–11
Lockers.....	12–19
Locking Systems.....	20–25
Bench Seats.....	26–29
Hairdryers and Vanity units.....	30–33
<b>Wall systems</b> .....	34–35
Partition walls/Panelling.....	36–37
Cubicles.....	38–39
<b>Wash room equipment</b> .....	40–41
Vanity units.....	42–47
Shower panels.....	48–51
Shelves, Trays, Hooks.....	52–55
<b>Baby changing station</b> .....	56–59
<b>Swimming pool equipment</b> .....	60–61
Shelves, Storage, Doors, Door frames.....	62–65
<b>Counselling and planning</b> .....	66–71
<b>Materials</b> .....	72–75



## Geschwender Foreword

### No-one can see the future...

In a world which is moving ever faster it is becoming increasingly difficult to stand firm and not let yourself be spun around by rapid change. Who can look into the future and know what will be in fashion or out of date?

“Quo vadis, where are you going to?” This has long been the motivation for future development. These days, on account of constantly changing values, this question tends to cause confusion rather than offering a means of direction. Whom should I follow, whom can I follow? The person who follows cannot go ahead and thus you should say today: “Quo eam, where should I go to?” In today's complex world, where individuality is encouraged, only your own way can finally be the right one. Authenticity describes this better than any other term and is the one which is the most likely to offer the prospect of long-term success.

With our product catalogue, we would like to accompany you in preparing this way, demonstrate to you what has influenced our product range over the last decade and how you can use these examples for developing and designing your future. Benefit from our experiences, be inspired by things which have already been realised and become inquisitive about what can still be realised. Use this brochure as a note pad for your questions and ideas and let us develop solutions together which will determine your future.

In our efforts to constantly increase our circle of satisfied customers, we would be happy to welcome you to this circle. We wish you an inspiring read

Your Geschwender Innenausbau GmbH



Mapet, Herrenberg





## Geschwender Reception Areas

Besides the merely functional processes of checking in and out, reception desks have the special task of greeting new visitors. The reception desk is an important feature for the first impression, so it should be inviting and give an honest impression to the customer. Attractive design and a high degree of functionality immediately give you the feeling of being in good hands.

Our materials and design have been proven and tested for many years in order to ensure that the correct appearance and a robust interior are easily achievable. Even exposure to high humidity areas such as in swimming pools or every day use in restaurant areas cannot weaken our counters' integrity.

Check in at a Geschwender counter and let the journey begin...



Leos Sports Club, Munich



Check in and find out

**Come Back, Gelsenkirchen**

Rectilinear design with HPL-Compact in cherry decor and a solid surface material worktop in Anthracite. Back wall panel in cherry decor with logo in aluminium decor.



**Mapet, Herrenberg**

Reception and bistro counter. Materials: cherry wood and aluminium decor, all surfaces are made of HPL Compact, the wooden fronts are illuminated from behind with coloured lights.



**Swimming pool Sæby, Denmark**

Plain swimming pool counter out of pale grey HPL Compact and aluminium, accentuation of the horizontal lines through shadow gaps.



**Leos Sports Club, Munich**

Futuristic desk in white HPL-Compact with frosted glass doors and handle-less drawers.



**Swimming pool Køge, Denmark**

Reception located inside a swimming pool. The existing structures are included in the new concept. Anthracite-coloured solid surface with glass panels which are illuminated from behind provide a contrast to the existing brick work. The staff area is completely behind glass to allow for climate control. Vertical sliding windows.



**Leos Sports Club, Munich**

Functional furniture to complement counter designs, made from solid surface material. Water bottle trolley for training areas and beverage dispenser at the bistro counter. Dispenser labels in engraved aluminium, inset into the solid surface material.



## Geschwender Changing Areas

Getting changed...

...becomes easier if certain conditions are achieved. Cosiness, comfort and cleanliness are just as important as a smooth flow through the changing areas.

Your customers start and end their visit in the changing rooms. Welcome your guests and bid farewell to them with a positive impression and an atmosphere in which they feel comfortable and ensure that your clientele are satisfied and that they will return

For questions regarding furnishing, Geschwender will assist you with their extensive specialist knowledge throughout all project phases. More than 30 years of experience in equipping leisure facilities as well as influences from numerous other sectors across Europe form our knowledge which we are happy to make available to you.



Woman Pur, Stuttgart





## Changing Areas Lockers




In each changing area, a sufficient number of lockers should be provided. Thanks to our broad product range, we are able to react ideally to the space available at all times. Moreover, all locker types can be modified with regard to their height, width and depth. Upon request, we can also form them to curved walls to complete the architect/designers vision.

Besides the necessary number of compartments, the users' requirements are important when choosing the model: Do your members prefer compact compartments for sportswear or full length locker space for hanging up clothes?

Which customers primarily visit your facilities? With our models and furnishing details we are able to meet almost any requirements. Be it shelves, clothes hangers or fold-away shoe compartments, we increase comfort to the extent you require for ensuring your customers' satisfaction.

In order to maintain this standard with regard to hygiene and upkeep in the long term, we use HPL Compact and aluminium, two almost indestructible materials for areas which are highly exposed to wear and tear. These materials ensure that the appearance of your changing areas will be just as good in a few years as they are on the opening day.



### Features

Water-resistant, waterproof, alkali proof, acid proof, emission-free, odourless, dirt-repellent, unbreakable and shock resistant, to the greatest possible extent scratch-resistant, resistant to swelling and rotting.

### Construction

Plug and screw construction out of special torsion-free aluminium profiles and solid grade high pressure laminate (HPLC) in line with DIN 16926 and EN 438.

Robust special aluminium hinges which are covered and cannot be over tightened. Double overlapping lever protection. The mounting parts of the cladding are covered.

### Optional plinth

Open or faced legs, plinth built in with bricks on-site or wall-mounted if the wall is sufficiently sturdy.

### Colours

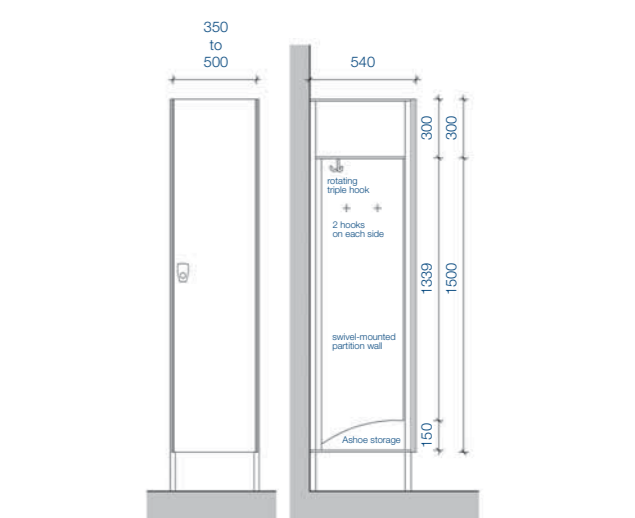
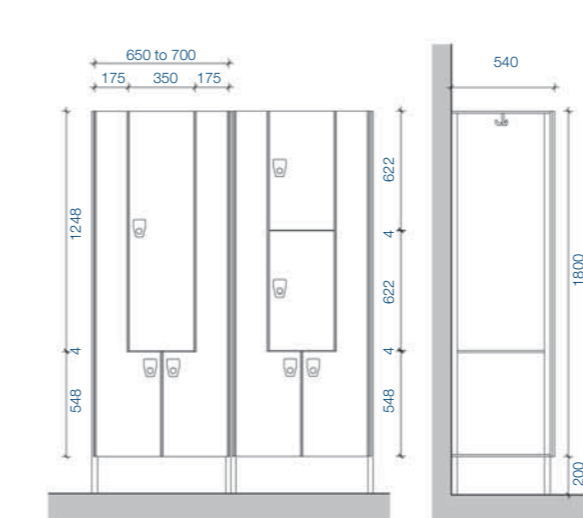
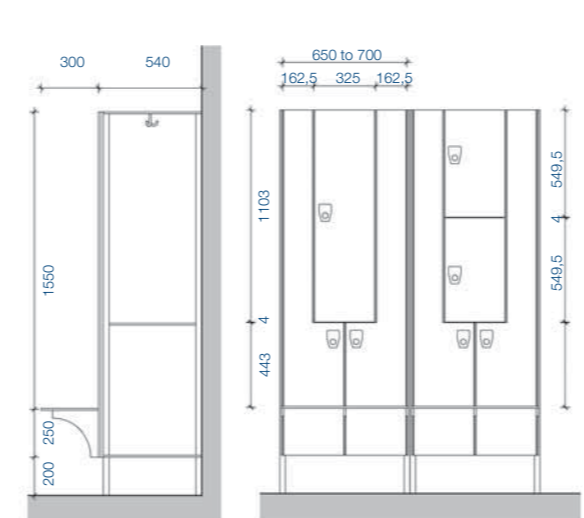
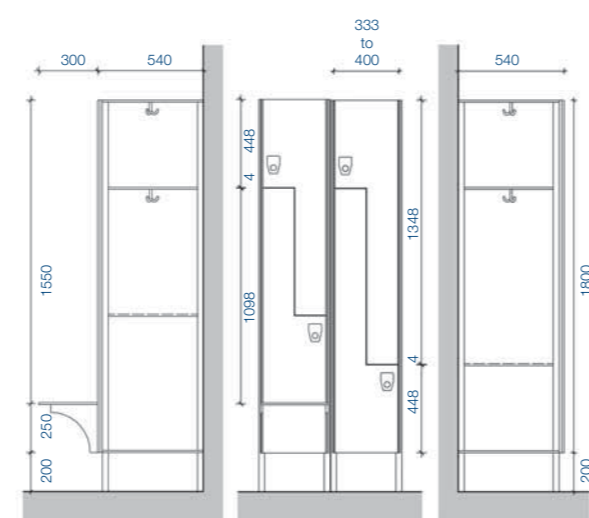
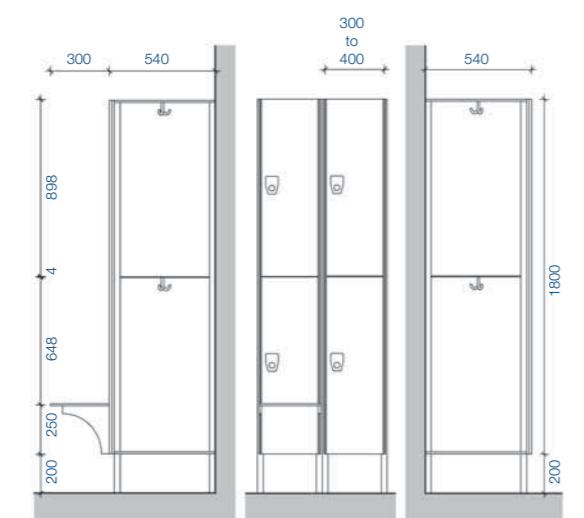
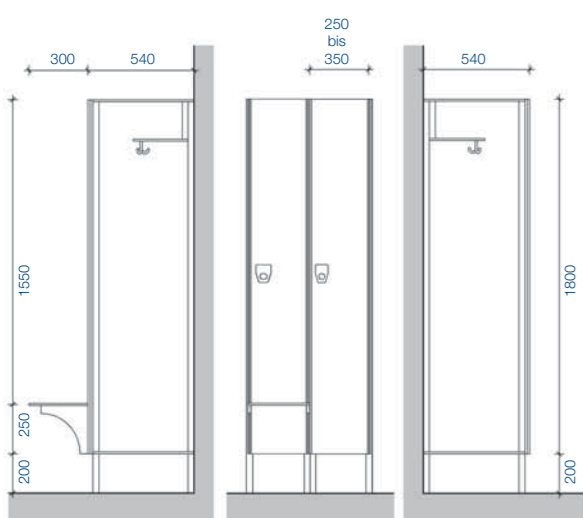
White locker body, special colours upon request  
Aluminium, optionally anodised E6EV1, white powder coated or special colour upon request  
Colours of doors and cladding in line with the current colour chart, special patterns upon request.

### Standard models

Body width	in line with model drawings all intermediate sizes possible
Body depth outside	540 mm
Body depth inside	500 mm
Total height	body 1800 mm + plinth 200 mm = 2000 mm
Door-opening angle	175 ° Door-opening limiter not required
Triple hook	for a compartment height starting with 900 mm
Swing-Line	possible
Colours/patterns	free choice of colour for each locker door



Lockers with no limitations  
Standard models with a licence for any design



**Single-compartment lockers**  
Maximum comfort for high requirements.  
Ample storage space, hanging space for clothes, space for shoes and bags, shelf.  
Optional integrated bench seat.

**Double-compartment lockers**  
Saves space with a compact compartment especially for sports and leisure clothing.  
Twice as many compartments within the same space.  
Optional integrated bench seat.

**Z-shape lockers**  
Save room with a compartment which is ideal for clothing, especially for clothes hanging on coat hangers such as jackets, sports jackets or trousers. Twice as many compartments within the same space. Optional integrated bench seat.

**Locker model Piano**  
The optimum combination of comfort and space. Thanks to the unique arrangement of the compartments, this model offers the comfort of a single compartment locker but requires about 25% less space. Nevertheless,

jackets, trousers and coats can be hung up and shoes or bags can be stored on shelves. Optional integrated bench seat.

**Multi-compartment lockers**  
Units with up to 6 compartments above each other can neatly store shoes, clothes, bags or valuables or they can be used to supplement the more spacious clothes lockers in order to handle a shortage of compartments in times of high visitor numbers.

**Lockers for street and working clothes**  
**Clean/dirty lockers**  
Ideal for the use in medical facilities and plant areas. A hinged partition panel within a locker unit ensures that street and working clothes are kept separate.





**Integrated bench seat, postformed**

Bench seat out of 10 mm HPL Compact with rounded front edges. In this version, the bench is emphasised more and appears to be more compact. The supporting structure corresponds to the standard version.

Additional shoe rack out of anodised aluminium rods between the cantilevers.



**Integrated bench seat, standard**

Bench seat out of 10 mm HPL Compact on cantilevers, fixed to the locker's body. The locker fronts are equipped with bench plinths under the bench so that the full height is maintained on the lockers' inside. Colours can be freely selected in line with the current colour chart.



**Upper shelf  
Clothes rail with hooks**



**Rotating triple hook**



**Sloping top, side cladding**



**Shoe compartment with  
foldable cover**



**Theft-proof coat hanger**




**User-friendly hotel coat  
hanger**



## Changing Areas Locking systems

The decision for a certain locking system for the lockers does not only determine the extent of security and comfort you provide for your customers. It also has an effect on the processes within your complex. Handing out keys is a time consuming job and requires functional storage systems, it does, however, enable personal contact and control. Coin-return systems entail less work at the reception and result in more freedom with regard to choosing a locker, given that each visitor has the required coin at hand. Electronic locks can be combined with almost all billing and access control systems. They may, however, mean more work with regard setting up the network.

We shall be happy to assist you in deciding which system is the right one for you. Our product range includes a great variety of products from renowned manufacturers. Should you not find what you require among our products or if you have already decided on another lock, this is no problem, as basically the following applies: Geschwender lockers can be equipped with all locking systems available on the market.





## Locked Up?

### Hasp lock

The most simple type of lock. Hasp locks which are the customer's own as well as those which can be rented at the reception can be used.



### Heavy duty cylinder locks

The most common type. High quality security lock cylinder with a six-pin tumbler and a master key as a locking system with up to 1,200 various lockings. Lockers are allocated by means of handing out the key at the reception.



### Coin return locks

Can be locked after inserting a coin or a token. Can be set to all coins and currencies at the factory. Money is returned after opening the locker. Lockers can be freely selected as the keys remain in the lock until they are used.



### Coin retain locks

These function in the same way as the coin return locks. The coin is, however, not returned to the user. In particular appropriate for storage liable to costs (e.g. Skidepot).



### Card locks

Possibility of locking after inserting a card which is obtained at a machine or at the reception.



### Pin code locks

The door is closed and opened through entering a number combination of your own choice. After usage, it is automatically reset to enter mode. Additional possibility of opening it with the master key. No separate key required.



### Transponder locks (battery operated)

Stand alone system. The door is opened and closed by means of a transponder chip which can be integrated in wrist bands, membership cards or something similar. Locks require battery packs.



### Transponder locks (operated within a network)

The door is opened and closed by means of a transponder chip just as above, but all locks are linked within a network. All relevant data (status of the lock, attempts to break it open, etc.) are reported to the main computer/server or to the reception. This is a fully powered system.



### Security mechanism against forcing open

Even top quality locks resist manipulation attempts only to a certain degree. In order to increase the safety of our lockers, all doors are equipped with a double clasp security mechanism against force being applied. Thanks to this mechanism, it is substantially more difficult to force the latch out of its locking position.



### Accessories

Wrist bands, key rings, door number plates...  
...complementary standard components in numerous shapes and colours, but also individual solutions, in particular in the case of door number plates, which reflect high standards and elaborateness right down to the smallest detail through special shapes, printed logos or unusual materials.





Do the rooms offer sufficient space for free-standing benches?  
 We shall be happy to check on this for you...



Single row bench



Single row bench with an upper coat rail



Single row bench with an upper coat rail and a shoe rack



Special bench 1




Special bench 2




Special bench 3



Double row bench



Double row bench with an upper coat rail



Double row bench with an upper coat rail and a shoe rack



Bench seat HPL Compact



Bench seat HPL Compact forming



Bench seat HPL Compact mitre




Wall-mounted bench



Bench for changing shoes



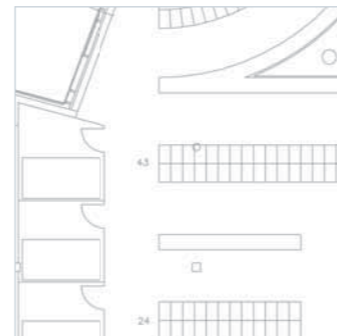
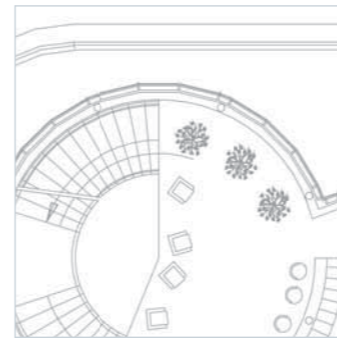
Refectory bench



Your Notes



Vitapark, Stuttgart



## Changing Areas Hairdryers and vanity units

Mirror, mirror on the wall...

Whether to take a last look when leaving or while drying the hair after having taken a shower, almost all of us will use a mirror. Well located they round off the picture and the function of a good and holistic changing room concept.

With vanity units where you can stand or sit, individual units or units arranged in a row as well as central or decentralised arrangements you have the possibility of steering and optimising the processes within the changing room. Elaborate details, such as integrated wall brackets for hairdryers (theft-proof) and an effective choice of materials, such as vanity shelves out of frosted glass which are illuminated from behind, round off the appearance and thus even peripheral activities become an event.



...Who is the fairest of them all?



**Vanity unit finished in solid surface material**

Unit with several places including ample shelves out of solid surface material. In order to enhance comfort, additional wash basins can be integrated or placed on top.



**Individual design**

Mirror panels which are illuminated from behind with bands finished in solid surface material and frosted glass hairdryer shelves which are indirectly illuminated.

---

---

---

---

---

---

---

---

---

---

Your Notes

**Unit with several places at the back of the locker**  
A straight HPL Compact shelf supported with an aluminium profile. Integrated brackets for the hairdryer and anti-theft protection. The shelf is adjusted to sitting height, the mirrors can be used while standing or sitting.



**Recess solution**

Decentralised arrangement of the vanity shelf hairdryers between the lockers so that they can also be used while getting changed. Particularly useful if there is some unused space between large lockers.



**Vanity shelf for two hairdryers**

A standard vanity shelf for drying your hair at with a rounded off HPL Compact shelf supported with an aluminium profile.





## Geschwender Wall systems

Our wall systems are perfect in every sense...

...They can be mounted as facing walls onto existing walls or stand free in the room. All architectural ideas can be realised with our wall systems even ignoring existing structure.


In doing so, we attach particular importance to the composition of the materials. Unlike traditional wall constructions with brick or plaster board, our systems guarantee that they are 100% water-resistant. Moreover, the panel construction can be dismantled.

In the case of water leakage or if it becomes necessary to access technical equipment which is covered, the panels can be removed and re-installed without the use of tools and without causing any damage.

Besides helping with maintenance, this option has the additional effect that damaged surfaces or surfaces which are no longer modern can be swiftly replaced at low cost. You can be sure that the appearance of your building will be impeccable and modern at all times.



Mapet, Herrenberg





Who says that hidden systems must always be inconspicuous...

The Geschwender panel system is based on a self-supporting, aluminium frame construction which cannot be seen and onto which HPL Compact panels are fitted. A reduced, cubic style with distinctive, horizontal gaps forms the appearance. It is the expression of an almost timeless design which can stand on its own, but which also harmonises greatly with other stylistic elements which include more shapes.



Dippner, Berlin


**Leo's Sports Club, Munich**  
 Panelling in the sauna relaxation room. Glass lighting track illuminated from behind emphasises the gaps. Frontal sliding frosted glass wall, entirely illuminated with flowing changing colours.



**Mapet, Tübingen**  
 Solarium cubicles with self-opening sliding doors



**Mapet, Rottenburg**  
 Toilet cubicles and wall cladding in HPL-Compact Patina decor, glass doors and privacy screens.



**Albert Embankment, London**  
 Facing wall in a toilet room

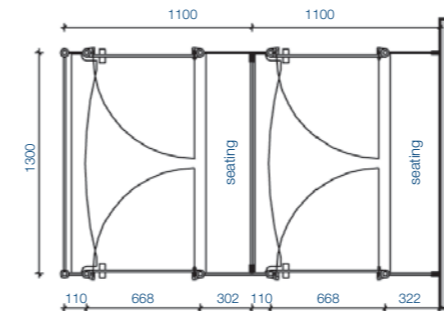
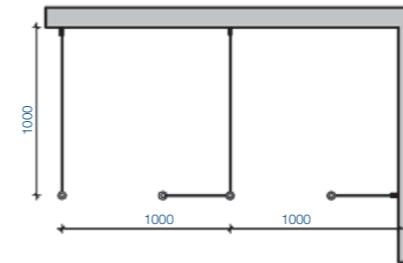
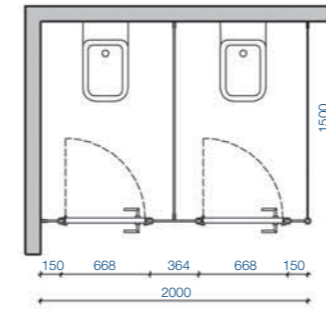
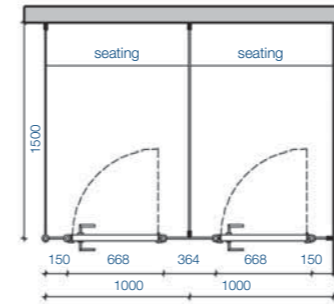




## Partition walls...

...you have the choice with our standard partition wall system. Be it separate changing areas for men and women with individual cubicles, joint locker areas with changing cabins, family changing cabins or other privacy screens. With the construction finished in aluminium

circular profiles, HPL compact boards and specific fittings for the cubicles, almost all common privacy screen elements can be realised. Through the HPL boards being fitted to the circular pipe without catch, the Geschwender partition walls also follow unconventional layouts.



### Changing cubicles

Individual cubicles or changing cabins for families or disabled persons, in various shapes and sizes.



### Toilet cubicles

Optionally with duct walls constructed out of panels which can be dismantled.



### Shower partition walls

Can be also used in all areas which are directly exposed to splash water on account of their water-resistant construction.



### Walkthrough changing cubicles

Classic changing cubicle with the function of separating wet and dry sides.



### Privacy screens

On account of the surface of the HPL boards which is resistant to chemicals and easy to clean, they can also be used in areas in which a high degree of hygiene is required.



Your Notes



## Geschwender Wash room equipment

We are specialised in equipping wash rooms. Thanks to our long-standing experience, we know the extensive requirements and we are able to provide the correct answer to several substantial questions. Which materials are suited for being exposed to water, cleaning agents or chemicals? What is the answer to physical impact through vandalism? Which details in the design make it easier to keep the room clean? These and other questions are our daily business and they give you the security that by choosing Geschwender products you have opted for a maximum of expert knowledge.

Our product range for wash rooms is constantly being extended. The challenge to also develop solutions for unusual requirements, is also the motivation for further and new developments. What started as an individual design, quite often developed into a proven and tested system which finally was included into our standard range of products. Do not hesitate to challenge us, we are sure that we will also find the right answers to your questions.





## Wash room equipment **Vanity units**

Be it in the case of hair drying or vanity areas, in toilet rooms or other hygienic areas, vanity tops accompany you in all moments of personal hygiene and body care. As a response to the monotony of the usual finished products, we offer models with an individual appearance and which are easy to clean by using high quality materials which can be designed in almost every way. During recent years, in particular, the solid surface material has proven itself in this field. Basins that appear to be of one piece, sunk in or placed on top, combinations with glass, stainless steel or stone, be it as a practical product series or individually designed, with our vanity tops you achieve the balancing act between striking design and safe functionality.





A washing area to serve every purpose...



**Individual vanity units**

Basin, shelf for your belongings, completely finished in solid surface material.



**Basins which can be placed on top/sunk in**

Material combination of HPL Compact and solid surface material. Individual basins out of cream white solid surface material are sunk into the vanity top with a rosewood overlay.



**Washing stand**

Vanity top in solid surface material with cupboards below in HPL-Compact. Integrated waste bin behind "invisible" flap.



**Washing stand**

Vanity top in white solid surface material with cupboards below in cherry decor HPL-Compact and anthracite coated profiles.



**It appears to be all of one piece**

Double vanity unit finished in solid surface material with integrated, standard paper towel dispenser. The arched basins appear to be cut out of one piece of material.

Lined area for taking notes, consisting of horizontal lines on a white background.

Your Notes



#### Babies bathtubs

Large sized basins such as babies bathtubs, laboratory basins or sinks can be integrated without gaps into the working surfaces finished in solid surface material and thus meet highest demands regarding hygiene and are easy to clean.



Leo's Sports Club, Munich




## Wash room equipment Shower panels

We exclude the risk...

...the risk of leaking water pipes plastered into walls and resulting structural damage. With our shower panels, we offer the option of installing the plumbing on top of, rather than within, the structural walls of the building, ideally with a lead-in via the intermediate ceiling, both in the case of new buildings and renovations.

The advantages are obvious: No structural damage in the case of leakages, easy access to the technology and the possibility of carrying out repairs panel for panel without having to turn off the water supply for the entire shower area.

As regards the design, your ideas know hardly any bounds. The panels can be produced in room height or shorter, the choice of patterns is extensive, even surface contours can be varied upon request. And as far as the technical equipment is concerned, your wish is our command.








## Wash room equipment **Shelves, trays, hooks**

Where's the hook?

Be sure to provide your guests with one for their belongings. Often, it is the small things which make every days processes more comfortable. Where shall I hang up my bath robe while taking a sauna? Where do I leave my towel while taking a shower? What do I do with my glasses while swimming? Trays, shelves and hooks make the stay in the wet areas easier and contribute towards being able to relax and enjoy the facilities offered.

The use and the combination of our proven and tested water-resistant materials for producing these „silent assistants“ results in an abundance of types of design and thus meet various requirements regarding design and whether they are easy to clean.





## Trays and hooks – How many and where?

We often already make suggestions during the first phase of the quotation.



Frosted glass shelves with rounded edges for towels and other equipment.



Shelf, where glasses can be put down, finished in HPL Compact and circular aluminium piping. An extremely hygienic option as no water can collect on the shelf surfaces.



Frosted glass shelves. Upon request, illuminated from behind, combined with solid surface material.



Mix of materials. HPL Compact, rounded off, held by an aluminium profile, solid surface material, stainless steel hooks.



Solid surface material in an aluminium profile



HPL Compact with a post-formed edge held by an aluminium

A large, light blue curved shape containing several horizontal lines, intended for taking notes.

Your Notes



Row of hooks



clothes hook 1



clothes hook 2





## Geschwender Baby changing station

Family friendliness is important when it comes to assessing swimming pools and leisure complexes. By providing larger family changing cubicles and leisure areas for our youngest, the need for complementary service modules also increases. During our projects in Scandinavia, we were surprised at the extent their offering is oriented towards families. In those countries, baby changing stations in changing cubicles, the pool area or special changing rooms are to be found in almost every swimming pool, as if it were the most natural thing in the world. The use of high quality surfaces and the fact that these baby changing stations are well equipped reveal the importance of these modules. This convinced us, and therefore we have had baby changing units in our standard offering for many years.







## Geschwender Swimming pool equipment

How comfortable your guests feel depends on the cleanliness and tidiness of the facility in addition to the activities offered. With our extensive range of swimming pool equipment we offer a solution to this.

Shelves, trays, boxes and storage trolleys do not only increase your customers' comfort, your staff also benefit from well conceived detailed solutions and noticeable improvements of their work processes.

And so that your complex endures daily wear and tear, remains appealing and functions reliably, our products are exclusively made of the materials HPL Compact and aluminium which have stood the test over several years of use.



Svømmehal Saeby, Denmark





## Swimming pool accessories

Well arranged storage elements which dry quickly  
Water-resistant construction elements



**The "Noodles trolley"**  
Storage box on wheels for floatation devices out of foamed material.



**The playpen**  
A model on wheels which is not bound to a location and can be quickly used on the spot.

**Door frames out HPL Compact forming**  
Water and impact resistant, available in various colours and patterns.



**Door frames out of aluminium**  
Optionally in white or coloured powder coating or in matt oxidised aluminium.



**Set of shelves on wheels**  
Set of shelves on wheels for storing swimming accessories directly in the pool area. Ideal for school classes and groups.

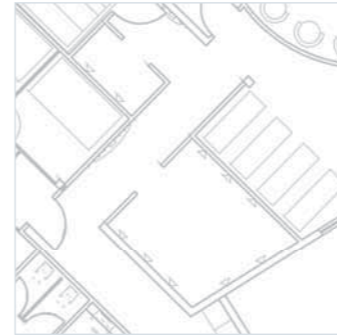
**Water-resistant door leaves**  
Non-rebated or as a deeper flat panel, can also be used for existing standard door frames. Rigid foam core with reinforced edges, covered with 3mm HPL Compact on both sides, surrounded by an impact-resistant PUR edge.



**Storage shelves**  
Stationary storage in the pool area or in separate storage rooms.







## Planning example Mapet, Herrenberg

From "A" to "Z"...

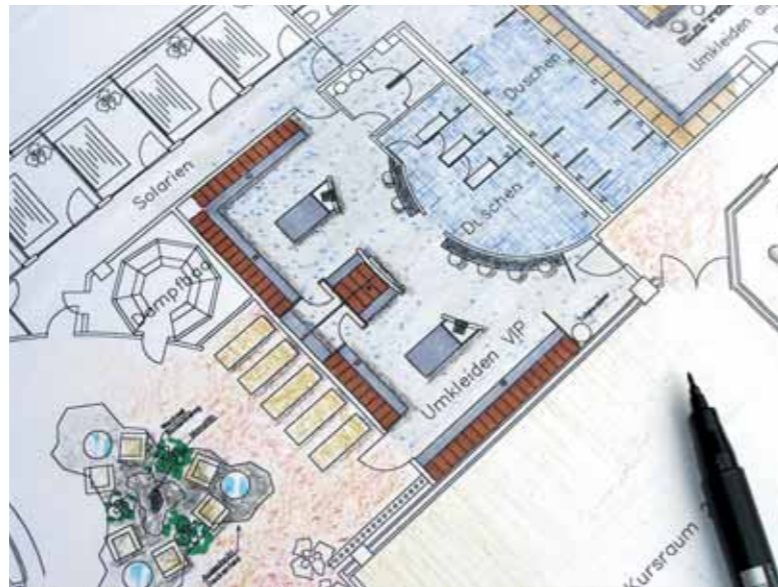
...during the construction of this fitness complex, we were involved both in creative and functional planning besides being commissioned to supply large parts of the interior decoration. The benefit of conception and production being carried out by one company is revealed by the continuous appearance of the rooms, the harmonious combination of the materials, matching connection details and the fact that it was completed on schedule.





## Vision impossible?

Not in the slightest. Besides classic planning, we use all available technical aids upon request. Thus, we are able to present our customers our ideas as early as possible and in a lifelike way. For this purpose, animations of existing rooms prove to be just as useful as the demonstration of virtual worlds. Within the scope of design contracts, we make these decision-making aids available to our customer whenever this is technically feasible.



An understandable desire for change...



Presentation/visualisation of what would be possible with only slight alterations to the existing facilities and at low cost...




Appearance after the alterations...



## Geschwender **Materials**

Sporty, exclusive, functional or luxurious, every swimming pool, every fitness complex has its own unmistakable character. This character is mainly determined by the interior decoration and the choice of materials. In rooms which are exposed to a great extent of wear and tear, this is, however, a balancing act, as design and durability are often not compatible.

To be able to meet this challenge we have specialised in equipping such rooms, whereby we use materials for producing this equipment which have proven to meet these apparently incompatible requirements in practice. Thanks to this careful selection of materials, our products do not lose any of their effect - even after years, they still serve their purpose just as on their first day.








## Six of the best...

...with the durability of these materials you are insuring your future.

**HPL Compact**  
Standard material for all surface applications. Water-resistant, inherently stable, hard wearing and available in various colours and patterns.




**Aluminium**  
Corrosion protected, resistant to deflection. Solid paint powder coated or anodised E6EV1.




### Stainless steel

Exclusive, high quality, can only be used to a certain extent in swimming pools (surface corrosion).



### Solid surface material

Homogeneous structure of the material, can be easily repaired even if it is substantially damaged, can be processed without gaps, to a great extent resistant to chemicals (if required, we send you the specifications).



### Glass

Exclusive, high quality appearance, can be set in stage well by means of illumination. Can only be used to a limited extent if exposed to impact stress and chalk.



### Wood

Natural, warm material for an exclusive and cosy atmosphere. Cannot be used in rooms which are exposed to great humidity.




## HPL compact sheets Stock colours



A 10



A 20




A 30




X 10



B 10



B 20




B 30




X 20




C 10



C 20




C 30



X 30



D 10



D 20



D 30



E 10



E 20



E 30



H 10




H 40



F 10



F 20



F 30




H 20




H 50



G 10



G 20




G 30




H 30




H 60




W 10



W 30



W 40



W 20



W 50

Due to the limitations of the printing process,  
colours may differ from the original.  
Please request samples for definitive colour matching.



## Geschwender Innenausbau GmbH

Brunnenstr. 1-5  
56477 Rennerod  
Germany  
Tel. +49 (0)2664-9969-0  
Fax +49 (0)2664-5540  
[www.geschwender.de](http://www.geschwender.de)

